


N to N Quarter Wave Lightning Protector 5.15 to 5.88 GHz (Normal and Reverse Polarity)



Features:

- ✦ Low VSWR
- ✦ Low Insertion Loss
- ✦ Extremely High Transient Capability
- ✦ Available in Normal and Reverse Polarity
- ✦ Bi-directional Protection
- ✦ Rugged and Weatherproof
- ✦ Ideal for 802.11a/UNII

RF Specifications

- ✦ Nominal Impedance 50Ω

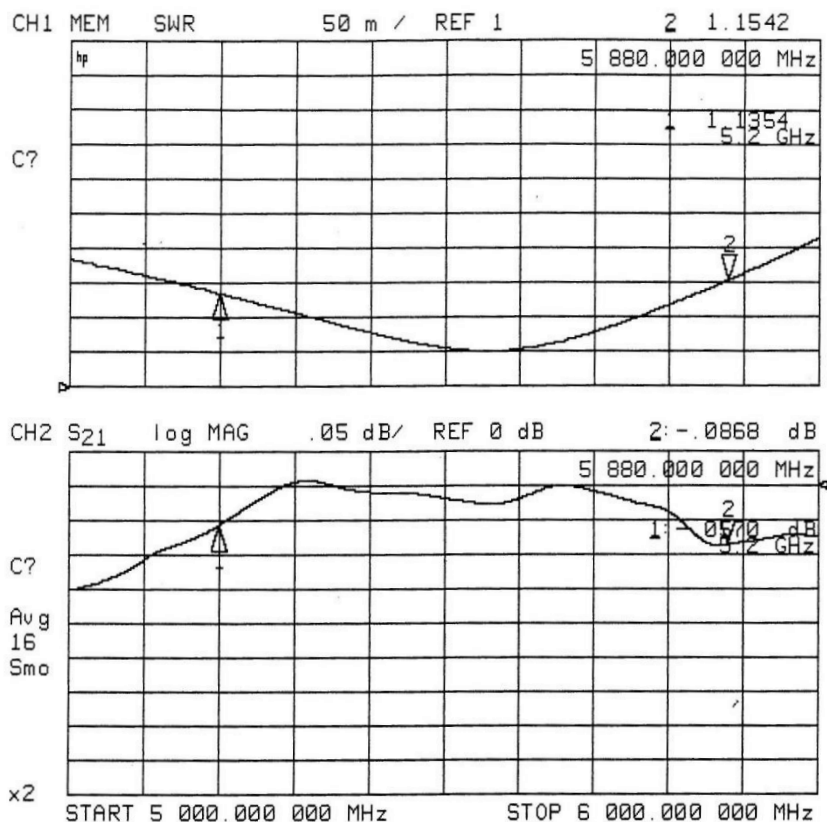
Frequency (GHz)	VSWR typ / max	Loss (dB) typ / max
5.15 – 5.88	1.10 / 1.20	0.05 / 0.10

- ✦ Return Loss (dB typ/min): 26.5/21
- ✦ RF Power: 0.3kW_{avg} / 4.0kW_{pk}

Transient Specifications

(1.2X50μs Voltage / 8X20μs Current waveform)

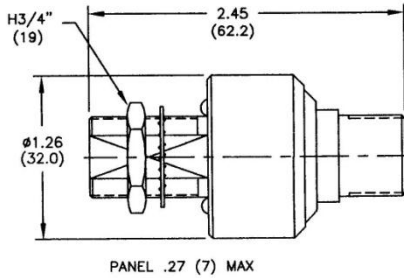
- ✦ Maximum Transient: 60 kA_{pk}
- ✦ Let Through ($V_{peak}/\mu J$): 4V/2μJ
Input: 6kV/3kA Output: into 50Ω



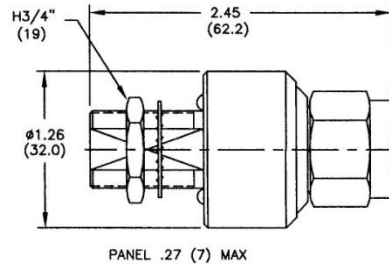
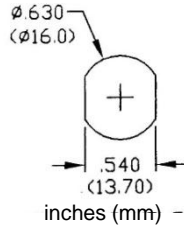
Typical VSWR and Insertion Loss

Mechanical Specifications

- ✦ Mounting/Grounding: ϕ .625 (15.9) bulkhead mount with environmental gasket. Grounding can also be via a bracket or wire lug to the bulkhead connector.
- ✦ Weight: 0.3 pounds typ / 140 g typ



QSS NFNF AV 00
QSS NJNJ AV 00



QSS NFNM AV 00
QSS NJNP AV 00

Environmental Specifications

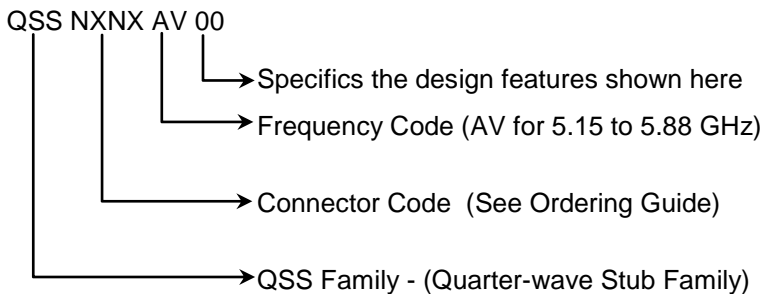
Temperature Range	-40°C to +90°C
Salt Fog	MIL-STD-202 Method 101D / Condition B (35°C/96 hrs)
Immersion	MIL-STD-202 Method 104A / Condition A (65°C to 25°C w/NaCl – 2 cycles)
Moisture Resistance	MIL-STD-202 Method 106E (65 °C/98% RH condensing/240 hrs)
Temperature Shock	MIL-STD-202 Method 107D / Condition B-1 (25 cycles -65°C to +125°C)
Life (Elevated Temperature)	MIL-STD-202 Method 108A / Condition A (96 hours at 100°C)
Dust and Waterproof Rating	IEC529 IP68 (dust-tight and water proof 24 hrs / 1 m)
Vibration	MIL-STD-202 Method 204D / Condition D (10Hz-2kHz 0.06"DA/20g)
Mechanical Shock	MIL-STD-202 Method 213 / Condition A (50g/11ms ~24")

Material and Finish

Component	Material	Finish
Outer Parts	Brass	Guardplate™
Center Contact	BeCu	Gold
Insulator	PTFE	-
Gasket	Si Rubber	-

Guardplate™ is an alloy finish with the PIM and conductivity of Silver and the durability and anti-tarnish properties of Nickel

Part Number



Connector Ordering Guide

Connector Orientation	Ordering Code
N Female – N Male	NFNM
N Female – N Female	NFNF
N RP Jack – N RP Jack	NJNJ
N RP Jack – N RP Plug	NJNP