


FPLNxNxAQ15 Series

RF Hybrid Fine Protector (700-1000 MHz) with DC Pass (15VDC) and Telemetry Signal (2.176 MHz). Type N Connectors, Bulkhead or Flange Mount, 25kA Maximum Surge the FPL series is a RF broadband device designed for surge and lightning protection applications where DC Pass is required to power the electronics.

The FPL unit offers excellent surge / lightning suppression protection for Tower Top Amplifiers in Cellular and Land Mobile Radio applications requiring a DC Pass design.

The FPL series demonstrates excellent RF characteristics while offering outstanding surge protection.



Connectors:

- **FPLNFNFAQ15** - N-Female connectors surge and protected sides
- **FPLNFNMAQ15** - N Female connector surge side and N-Male protected side
- **FPLNMNFAQ15** - N-Male connector surge side and N-Female protected side

Features:

- Broadband Design
- Excellent Insertion and Return Loss
- DC Pass
- Directional
- Multi-strike capability
- Max surge current of 25kA
- Max power 300W RMS
- RoHS & CE Compliant
- Bulkhead Mounting
- IP67 rated

Applications:

- Public Safety
- Distributed Antenna Systems
- 4G and 5G Communications Systems
- Land Mobile Radio
- Other wireless applications that require DC Pass

RF Specifications:

Impedance	50 Ω
Frequency	2.176 MHz Telemetry & 700 - 1000 MHz
VSWR/Return Loss	$\leq 1.2:1$ Max/21 dB (Over Freq. Range)
Insertion Loss	≤ 0.2 dB (Over Freq. Range)
Maximum RF Power	300 RMS Average

Transient Specifications:

Protection Circuit	DC Filtered
Surge Current	IEC 61000-4-5 8/20 μ s Waveform
Maximun Surge	25 kA (1x)
Multi-Strike	10 kA Multiple (10x)
Turn-on Voltage	± 16.5 Vdc
Turn-on Time	4ns for 2kv/ns
Let-through Energy	≤ 100 μ J $\pm 20\%$ @10kA 8/20 μ s Waveform
Let-through Voltage	≤ 20 VDC $\pm 20\%$ @10kA 8/20 μ s Waveform

DC Charateristics:

Operational Voltage	± 15.0 Vdc (Max)
Operational Current	≤ 4.0 A (Continuous)
DC Resistance	≤ 0.2 Ω

This specification is for reference only, and is subject to change without notice

FPLNxNxAQ15 Series

Environmental Specifications:

Storage / Operational Temp	-50°C to +85°C
Ingress Protection Bellcore	IP67 IEC 60529 TA-NWT-000487
Weight	0.54 lb. (0.24 kg)
RoHS Compliant	Yes
CE	Yes

Hardware Kit Included:

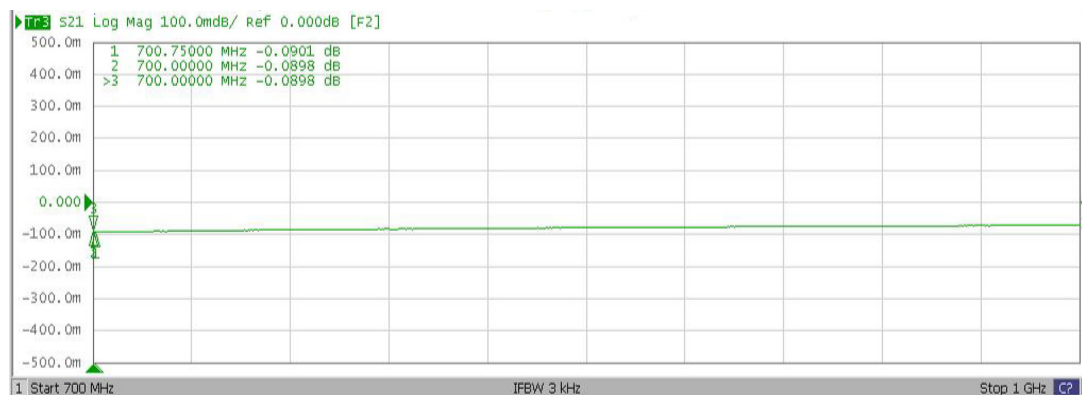
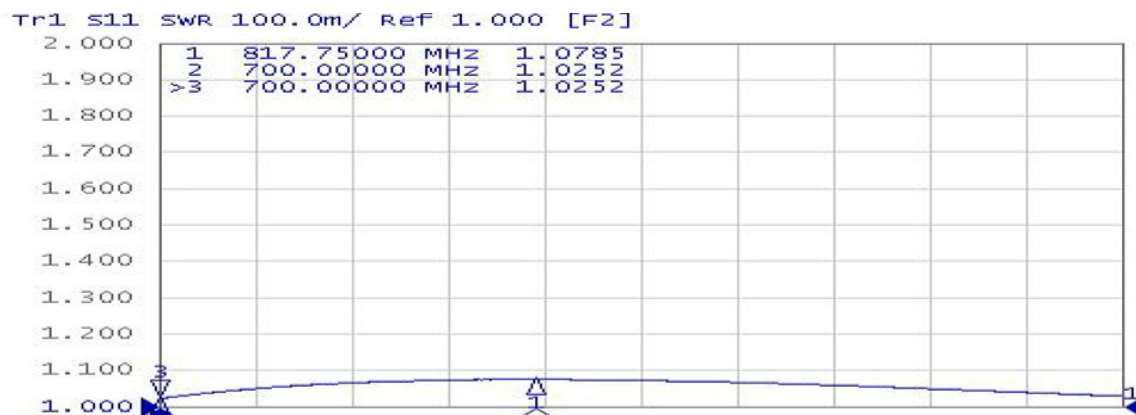
5/8"-24 Hex Nut	Qty: 1
5/8" Internal Lock Washer	Qty: 1
O-Ring 019 Silicone	Qty: 1
Screw cap M8 X 1.25 X 10mm	Qty: 1
5/16" Ext tooth lock washer 18-8 SS	Qty: 1



Material and Finish:

Body Material	Aluminum	Ball Burnish
Connectors	Brass	Tr-Metal
Coupling Nut & Washer	SST	---
Center Contact	Be Cu / Brass	Gold
Insulator	PTFE	---

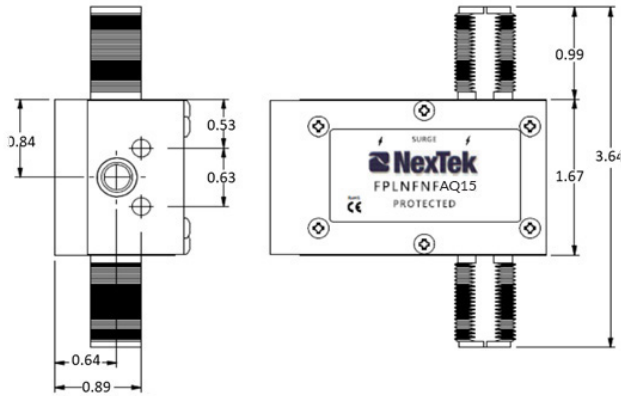
VSWR & Insertion Loss Graphs:



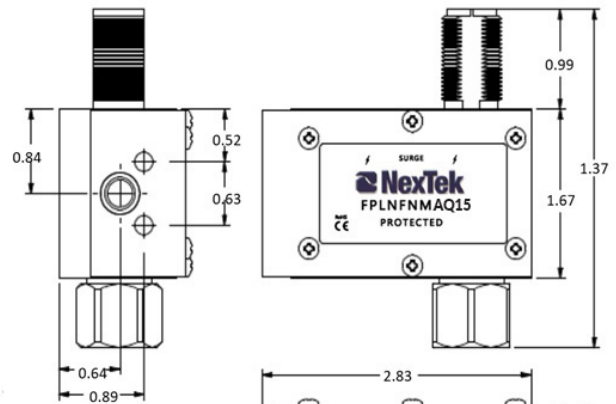
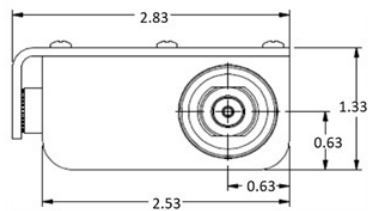
This specification is for reference only, and is subject to change without notice

FPLNxNxAQ15 Series

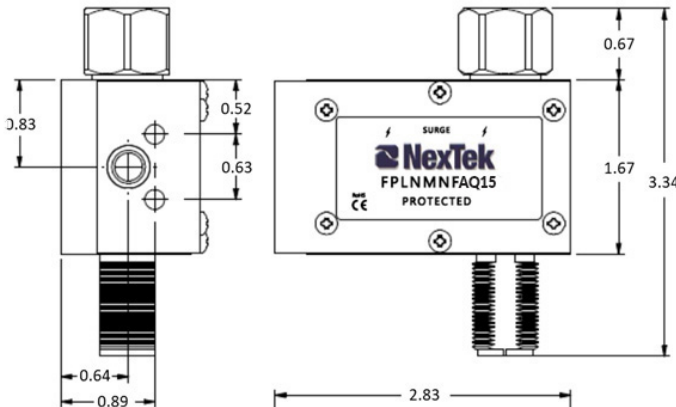
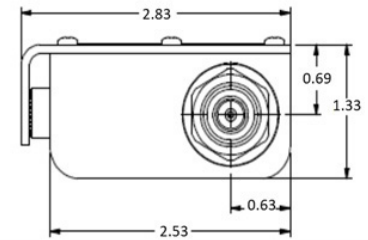
Mechanical Drawings:



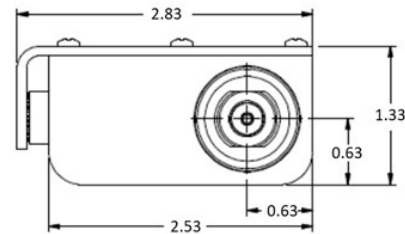
FPLNFNFAQ15



FPLNFNMAQ15



FPLNMNFAQ15



This specification is for reference only, and is subject to change without notice

FPLNxNxAQ15 Series

Who we are and what we do

Since 1986, NexTek is recognized as a World-Class leading supplier of innovative, high-quality coaxial RF surge protection devices (SPDs) that protect critical and sensitive electronic equipment from the harmful effects of lightning and other sources of electrical surges.

NexTek is a proven supplier with an extensive coaxial product offering covering a vast range from DC to 18 GHz. NexTek designs and manufactures a majority of these products from its Billerica, Massachusetts USA headquarters, approximately 30 minutes from Boston. All NexTek products feature field proven designs and construction. These RF surge protection devices are designed to withstand harsh environmental conditions. With hundreds of thousands of SPDs installed and operational on all seven (7) continents and in many space applications, NexTek has built an exceptional reputation for quality and service.

NexTek is continually expanding its product offering, so please click the link below to our website for the latest news and product releases. www.nextek.com