


FPLNxNxAP06 Series



- **FPLNFNFA06** – N-Female Connectors Surge and Protected Sides
- **FPLNFNMA06** – N-Female Connector Surge Side and N-Male Protected Side
- **FPLNMNFA06** – N-Male Connector Surge Side and N-Female Protected Side

FEATURES:

- Broad Band Design
- Excellent Insertion Loss and Return Loss
- DC Pass
- Multi-Strike Capability
- Max Surge Current of 20kA
- Max Power 300W RMS
- RoHS & CE Compliant
- Bulkhead Mounting
- IP67 Rated

APPLICATIONS:

- Public Safety
- Distributed Antenna Systems
- 4G & 5G Communications Systems
- GPS Systems
- Tower Mounted Amplifiers
- Other Wireless Applications that Require DC Pass

RF DC Pass Fine Protector, 400-2700 MHz, Type N, Bulkhead, 6VDC, 25kA - The FPL series is a RF broadband device designed for surge and lightning protection applications where DC Pass is required to power the electronics. The FPL unit offers excellent surge / lightning suppression for distributed antenna systems (DAS), Tower Top amplifiers, GPS applications requiring a DC Pass design. The FPL series demonstrates excellent RF characteristics while offering outstanding surge protection.

RF Specifications

Impedance	50 Ω
Frequency	400 – 2700 MHz
VSWR/Return Loss	$\leq 1.2:1$ Max / 21 dB (Over Frequency Range)
Insertion Loss	≤ 0.2 dB (Over Frequency Range)
Maximum RF Power	300W RMS Average

Transient Specifications

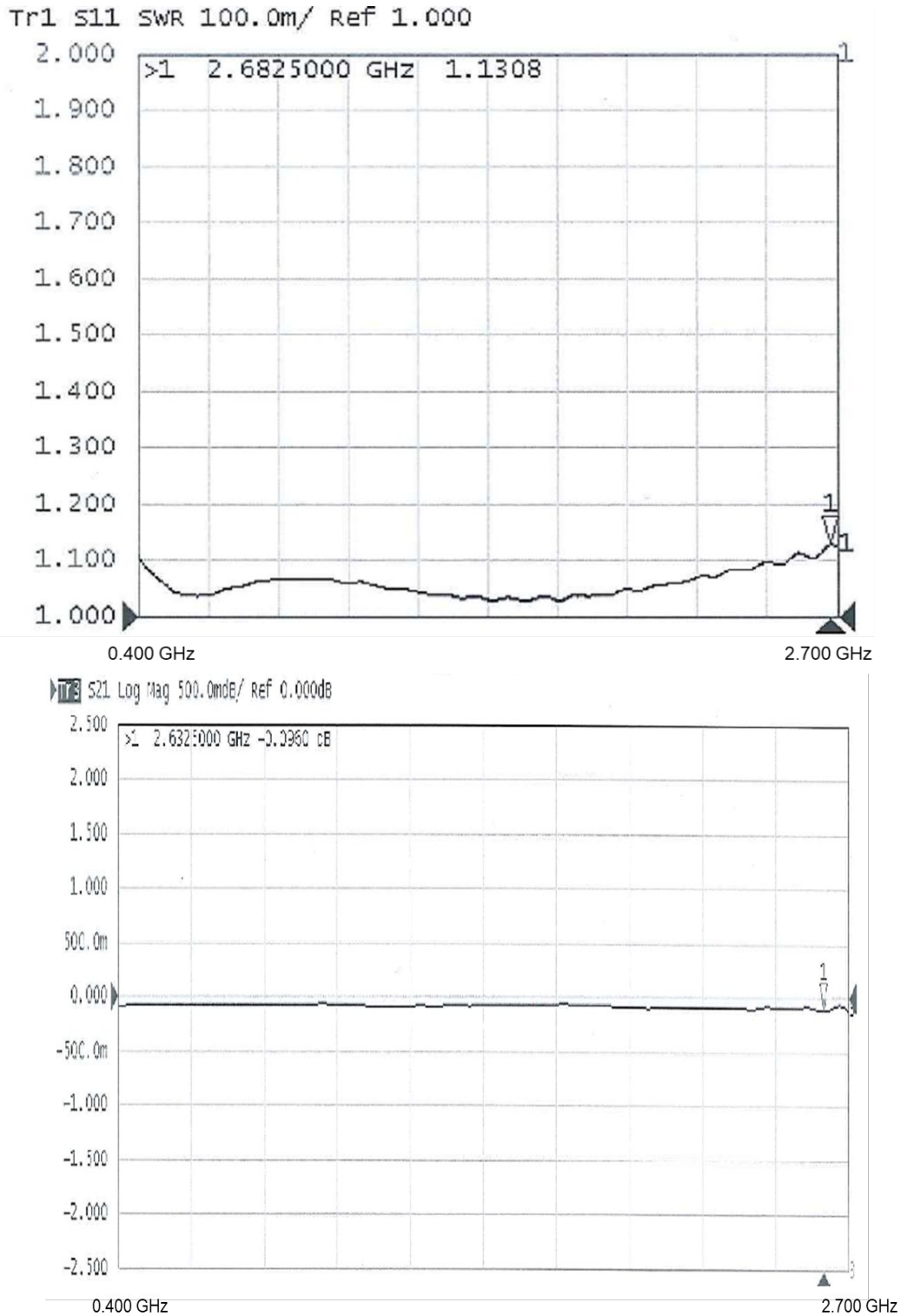
Protection Circuit	DC Filtered
Surge Current	IEC 61000-4-5 8/20 μ s Waveform
Maximum Surge	25 kA (1x)
Multi-Strike	10 kA Multiple (10x)
Turn-on Voltage	± 6.5 Vdc
Turn-on Time	4ns for 2kV/ns
Let-Through Energy	≤ 100 μ J $\pm 20\%$ @10kA 8/20 μ s Waveform
Let-Through Voltage	≤ 20 VDC $\pm 20\%$ @10kA 8/20 μ s Waveform

DC Characteristics

Operational Voltage	± 6.0 Vdc (Max)
Operational Current	≤ 4.0 A (Continuous)
DC Resistance	≤ 0.2 Ω

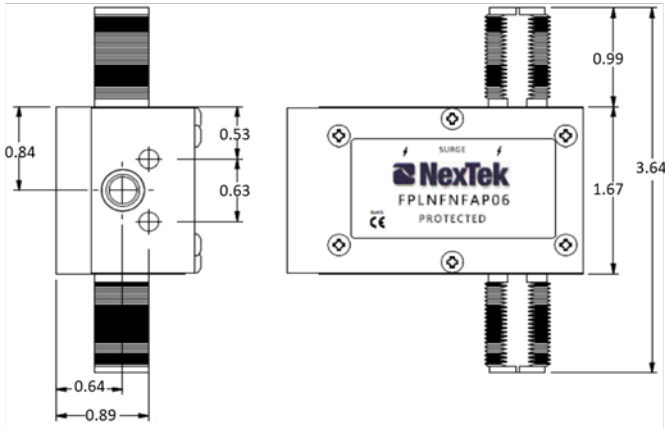
FPLNxNxAP06 Series

VSWR & Insertion Loss RF Data

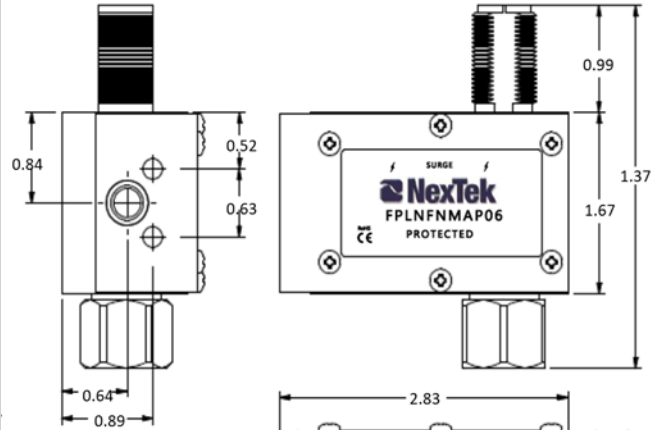
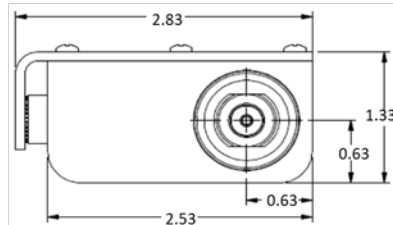


FPLNxNxAP06 Series

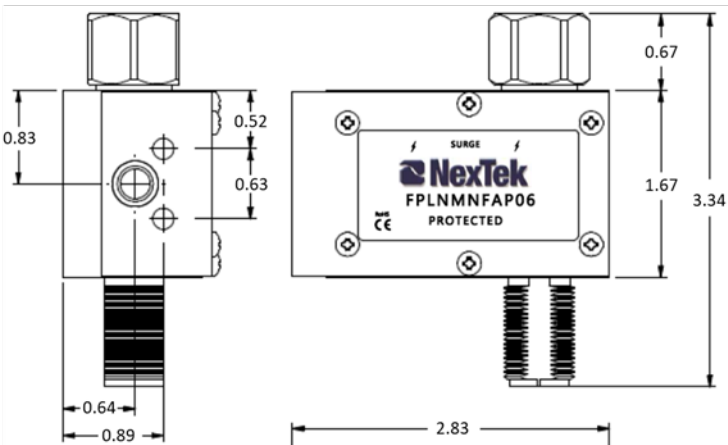
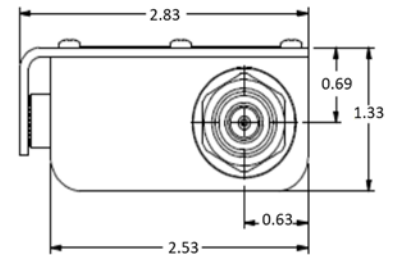
Mechanical Outline & Dimensions



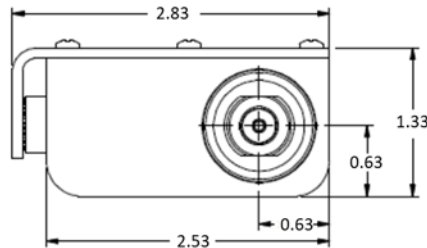
FPLNFnFAPO6



FPLNFnMAPO6



FPLNMnFAPO6



FPLNxNxAP06 Series

Hardware Kit (included)

Item	Description	Qty
1	5/8"-24 HEX NUT	1
2	5/8" INTERNAL LOCK WASHER	1
3	'O'-RING 019 SILICONE	1
4	SCREW CAP M8 X 1.25 X 10mm	1
5	5/16" EXT TOOTH LOCK WASHER 18-8 SS	1



Material/Finish Specifications

Component	Material	Finish
Outer Parts	Aluminum	Ball Burnish
Connectors	Brass	Tri-Metal
Coupling Nut & Washer	SST	---
Center Contact	Be Cu / Brass	Gold
Insulator	PTFE	---

Environmental Specifications

Component	Material
Storage / Operational Temp	-50°C to +85°C
Ingress Protection Bellcore	IP67 IEC 60529 TA-NWT-000487
Weight	0.54 lb. (0.24 kg)
RoHS Compliant	Yes
CE	Yes