

**Cisco Aironet 1400 Series
Lightning Arrestor with performance to over 1.0 GHz**



Features:

- ✦ Frequency to 1.0 GHz
- ✦ DC pass
- ✦ Multiple Strike Capability
- ✦ Over 10kA Surge Protection
- ✦ Rugged and Waterproof
- ✦ Bi-directional Protection
- ✦ Compatible with RG-6 cable

RF Specifications

- ✦ Nominal Impedance – 75Ω

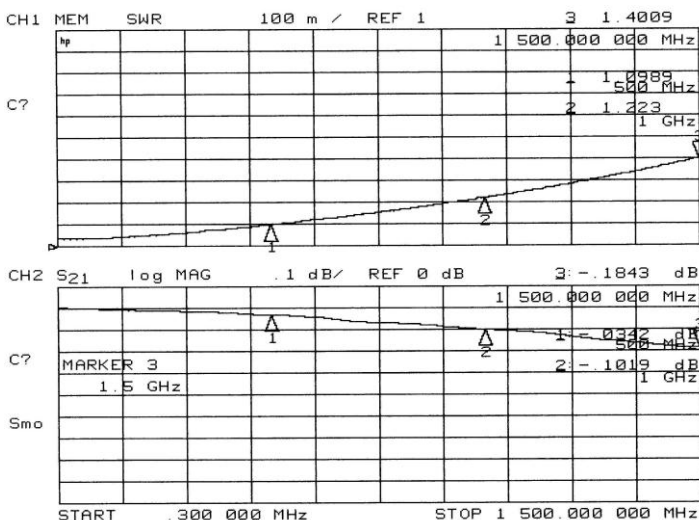
Model	Frequency (GHz)	VSWR	Insertion Loss (dB)
PTC-C030	dc - 1.0	1.20 typ	0.15 typ

- ✦ Through Current: 3A Max at 48Vdc max
- ✦ RF Power: 25W maximum

Transient Specifications¹

(1.2X50μs Voltage / 8X20μs Current waveform)

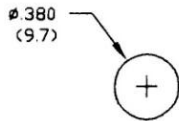
- ✦ Gas Discharge Tube
90V
- ✦ Maximum Transient
10kA; Multiple Strike 5kA 10x
- ✦ Let through
600Vpk/300μJ Input: 6kV/3kA



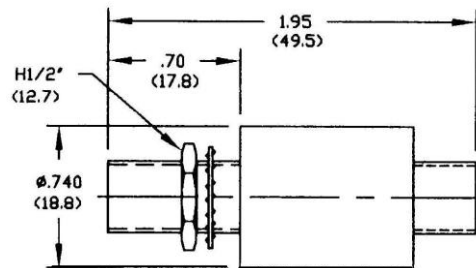
PTCF-01

Mechanical Specifications

Weight - 0.08 lbs (38g)



Panel .25 (6.3) Max



Environmental Specifications

Temperature Range	-40°C to +70°C
Salt Fog	MIL-STD-202 Method 101D / Condition B (35°C/96 hrs)
Immersion	MIL-STD-202 Method 104A / Condition A (65°C to 25°C w/NaCl – 2 cycles)
Moisture Resistance	MIL-STD-202 Method 106E (65°C/98% RH condensing/240 hrs)
Temperature Shock	MIL-STD-202 Method 107D / Condition B-1 (25 cycles -65°C to +125°C)
Life (Elevated Temperature)	MIL-STD-202 Method 108A / Condition A (96 hours at 100°C)
Dust and Waterproof Rating	IP67 (dust-tight and water proof 1 hr / 1 m)
Vibration	MIL-STD-202 Method 204D / Condition D (10Hz-2kHz 0.06"DA/20g)
Mechanical Shock	MIL-STD-202 Method 213 / Condition A (50g/11ms ~24")

Material and Finish

Component	Material	Finish
Outer Parts	Brass	Tin or Nickel
Center Contact	Bronze	Silver
Insulator	Polymer	-
Gasket	EPDM	-

Compatible with ANSI/SCTE 01 1996R2001

Ordering Model Number

Model Number	Connectors	Frequency Range	Protection
PTC-C030	F female (bulkhead) to F female (75 Ohm)	dc to 1.0 GHz	90V