

## N to N Quarter Wave Lightning Protector 1.0 to 1.2 GHz



### Features:

- ✦ Low VSWR
- ✦ Low Insertion Loss
- ✦ 60 kA Surge Protection
- ✦ Bi-directional Protection
- ✦ Rugged and Weatherproof

### RF Specifications

- ✦ Nominal Impedance 50Ω

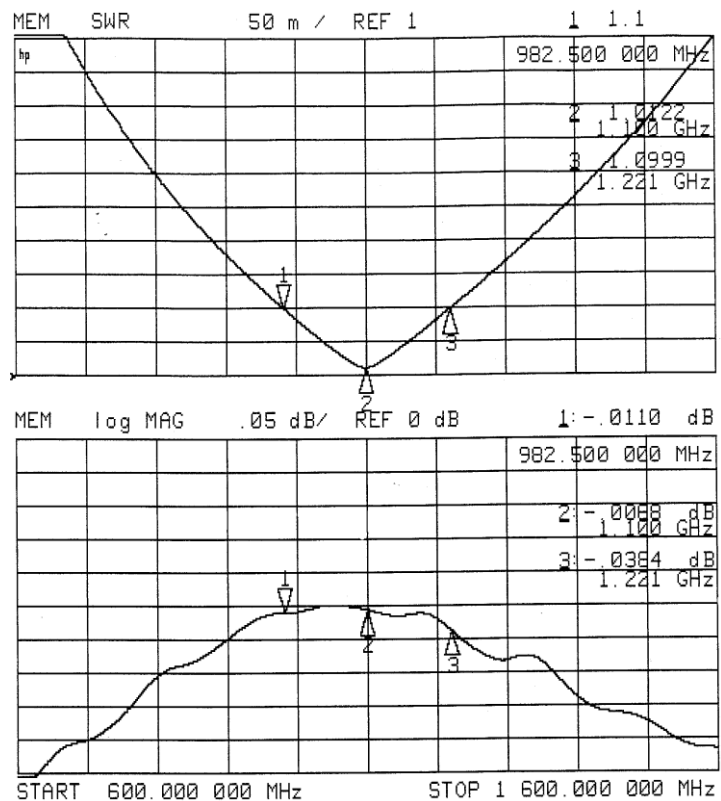
Frequency (GHz)	VSWR typ / max	Loss (dB) typ / max
1.0 – 1.2	1.05 / 1.15	0.05 / 0.10

- ✦ Return Loss (dB typ/min): 32.3/23.1
- ✦ RF Power: 0.7kW<sub>avg</sub>/4 kW<sub>pk</sub>

### Transient Specifications

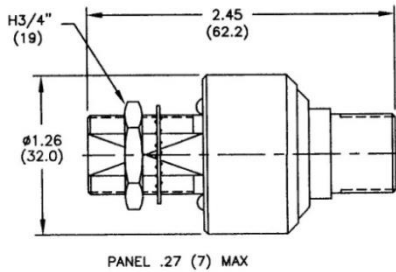
(1.2X50μs Voltage / 8X20μs Current waveform)

- ✦ Maximum Transient: 60 kA<sub>pk</sub>
  - ✦ Let Through (V<sub>pk</sub>/μJ): 16V/20μJ
- Input: 6kV/3kA Output: into 50Ω

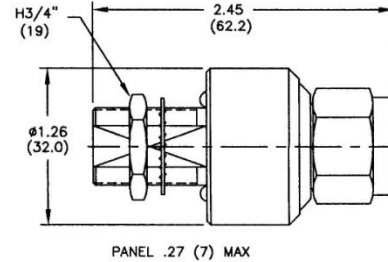
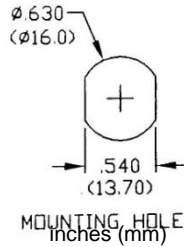


### Mechanical Specifications

- ✦ Mounting/Grounding:  $\phi$ .625 (15.9) bulkhead mount with environmental gasket. Grounding can also be via a bracket or wire lug to the bulkhead connector.
- ✦ Weight: 0.3 pounds typ / 140 g typ



QSS NFNF AH 00



QSS NFNM AH 00

### Material and Finish

Component	Material	Finish
Outer Parts	Brass	Guardplate™
Center Contact	BeCu	Gold
Insulator	PTFE	-
Gasket	Si Rubber	-

Guardplate™ is an alloy finish with the PIM and conductivity of Silver and the durability and anti-tarnish properties of Nickel.

### Environmental Specifications

Temperature Range	-40oC to +90oC
Salt Fog	MIL-STD-202 Method 101D / Condition B (35oC/96 hrs)
Immersion	MIL-STD-202 Method 104A / Condition A (65oC to 25oC w/NaCl – 2 cycles)
Moisture Resistance	MIL-STD-202 Method 106E (65oC/98% RH condensing/240 hrs)
Temperature Shock	MIL-STD-202 Method 107D / Condition B-1 (25 cycles -65oC to +125oC)
Life (Elevated Temperature)	MIL-STD-202 Method 108A/ Condition A (96 hours at 100oC)
Dust and Waterproof Rating	IEC529 IP68 (dust-tight and water proof 24 hrs / 1 m)
Vibration	MIL-STD-202 Method 204D / Condition D (10Hz-2kHz 0.06"DA/20g)
Mechanical Shock	MIL-STD-202 Method 213 / Condition A (50g/11ms ~24")

### Part Number

