

Gas Discharge Tube Type Arrestor with TNC to SMA connectors



- ✦ Frequency to 11 GHz
- ✦ Superior RF Performance
- ✦ Extremely Compact
- ✦ Multiple Strike Capability
- ✦ 20 kA Surge Protection
- ✦ Rugged and Waterproof
- ✦ Bi-directional Protection

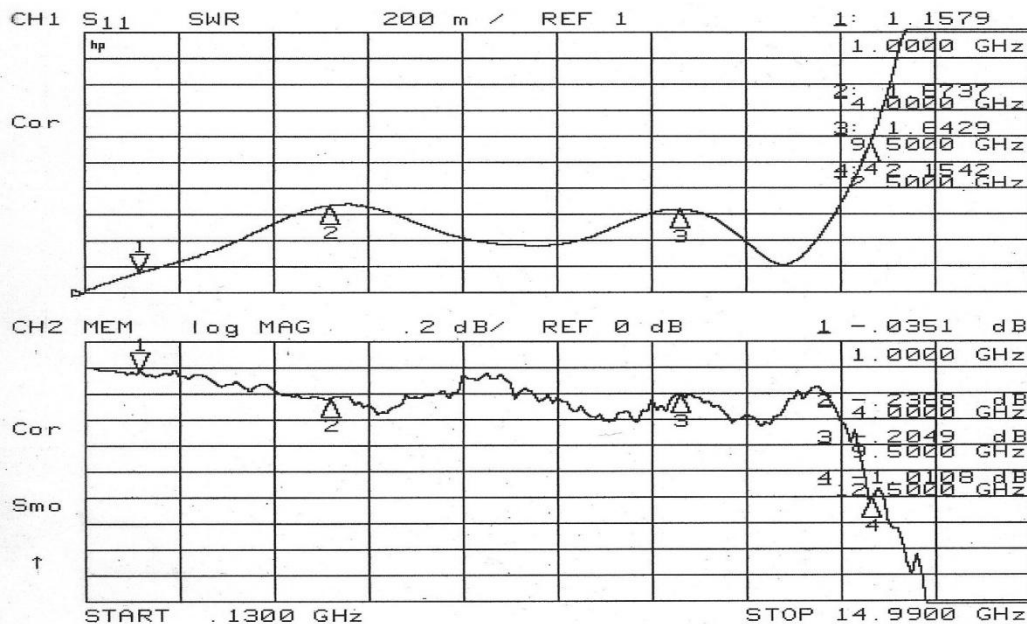
RF Specifications

- ✦ Nominal Impedance: 50Ω
- ✦ RF Power: 100 W Maximum
- ✦ Through Current: 65 Vdc / 5A Maximum

Transient Specifications

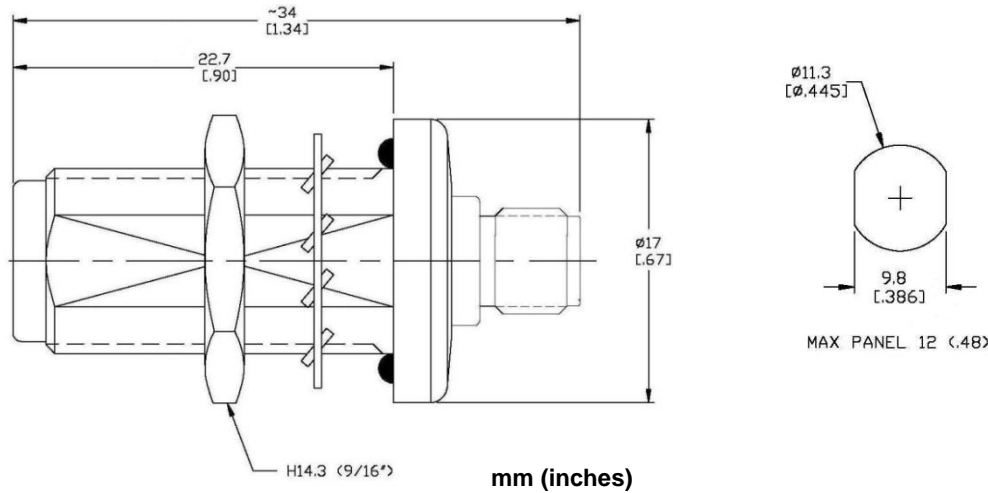
- ✦ Protection Voltage: 200V
- ✦ Maximum Transient: 20 kA (8x20μs)
- ✦ Multiple Strike: 5kA 10 times
- ✦ Let-through: 475 V_{peak}/300μJ
(Input 4kV 1.2x50μs / 2kA 8x20μs)

Frequency (GHz)	VSWR (Average)	Insertion Loss, dB (typ)
Dc – 2.5	1.2	0.1
2.5 – 11.0	1.5	0.3



Typical VSWR and Insertion Loss

Mechanical Specifications



✦ Weight: 0.7 ounces typ / 20g typ


Environmental Specifications

Temperature Range	-40°C to +90°C
Salt Fog	MIL-STD-202 Method 101D / Condition B (35°C/96 hrs)
Immersion	MIL-STD-202 Method 104A / Condition A (65°C to 25°C w/NaCl – 2 cycles)
Moisture Resistance	MIL-STD-202 Method 106E (65 °C/98% RH condensing/240 hrs)
Temperature Shock	MIL-STD-202 Method 107D / Condition B-1 (25 cycles -65°C to +125°C)
Life (Elevated Temperature)	MIL-STD-202 Method 108A / Condition A (96 hours at 100°C)
Dust and Waterproof Rating	IEC529 IP68 (dust-tight and water proof 24 hrs / 1 m)
Vibration	MIL-STD-202 Method 204D / Condition D (10Hz-2kHz 0.06"DA/20g)
Mechanical Shock	MIL-STD-202 Method 213 / Condition A (50g/11ms ~24")

Material and Finish

Component	Material	Finish
Outer Parts	Brass	Nickel
Inner and Outer Contact	BeCu	Gold
SMA Connector	Brass	Gold
Insulator	PTFE	-
Gasket	EPDM	-

Shown with Optional Bracket
(P/N 750-0656)



Part Number

Part Number	Mounting Nut Side Connector	Flange Side Connector
PTCTNFSAF20G	TNC Female	SMA Female